



- PECS cards are 1) printed 2) laminate the big page
3) cut PECS into squares 4) affix velcro to back of cards
5) velcro/organize cards on thick pages in a 3-ring binder


sheep




pig



horse




dog




goat




chicken



cat




cow




duck



like



don't like



drink



my turn



My name is _____

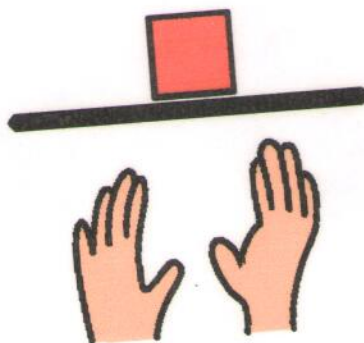


where



Your turn

want



please



what



am




I




my



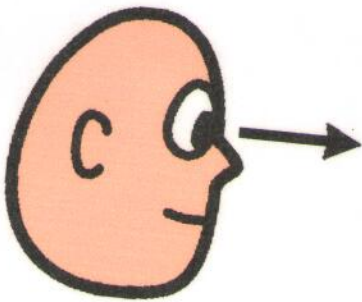
thank you



sit down



see



stop



Go!



need help




clean up



please be quiet




yes




no



work



puzzle



coloring book



walk



listen to music




computer



refrigerator



napkin




plate



fork




spoon




knife



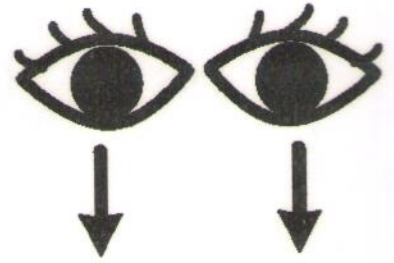
food




watch TV




see



book



piano



school




eat




snack



speech therapy



look in mirror



run




play




gym



fish tank




classmates



friends





Give

toy

stop




diaper




Go Poo-Poo



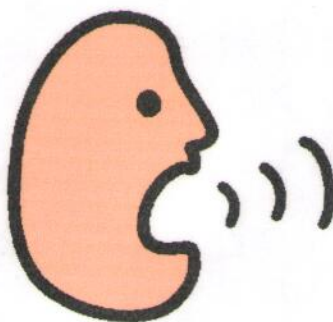
toilet paper



don't



scream




loud




Potty



look at me



look





Circle Time



Work Time



Playground



Snack Time



French